

WHAT IS TODAY'S OBJECTIVE?

**TO
UNDERSTAND
A CAR vs
PEDESTRIAN
ACCIDENT**

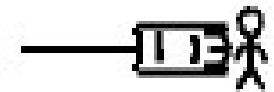




PEDESTRIAN INJURIES

Distribution, pattern, & severity of injuries to pedestrian depends on:

1. Speed of vehicle
2. Physical characteristics of the vehicle
3. Evidence of braking
4. Child vs. adult victim



PEDESTRIAN



Emma Way @EmmaWay20 2h
Definitely knocked a cyclist off his bike earlier - I have right of way he doesn't even pay road tax!
#bloodycyclists



21 kids hit on their way to school this year so far, Las Vegas police say

Posted: 9:24 PM, Oct 23, 2019 Updated: 9:24 PM, Oct 23, 2019

By: KTNV Staff



LAS VEGAS (KTNV) — So far this year 21 students have been hit by cars on their way to school in Clark County, authorities say.

Clark County School District and Las Vegas police were near Desert Inn Road and Arville Street on Wednesday morning making traffic stops. Officers say they made 123 stops, some resulting in multiple citations.

LIST: Pedestrians killed in Las Vegas valley in 2019

Posted: 10:22 AM, Feb 20, 2019 **Updated:** 12:01 AM, Dec 19, 2019



Copyright 2017 Scripps Media, Inc. All rights reserved. This material may not be published, broadcast, rewritten, or redistributed.

- <https://www.ktnv.com/news/interactive-map-pedestrians-killed-in-las-vegas-valley-in-2019>



SAFETY TIPS

NDOT gives these tips for drivers and pedestrians to ensure safe travel for both.


Pedestrian tips

- When you're crossing a street, make eye contact with drivers. Make sure they know you're there.
- Pay attention to where you're going — distracted walking can be just as dangerous as distracted driving.
- Look left, right and left again when crossing. Keep looking as you cross.
- Obey signs and signals.
- Be noticed. Wear bright clothing or reflective materials at night.
- Never allow children under age 10 to cross streets alone.

Driver tips

- Look for pedestrians, expect to see them at corners and marked mid-block crossings and stop for them when they cross the street.
- Slow down. Stop on red, and look right before turning on green.
- Don't pass a car stopped for pedestrians — it's against the law.
- Be alert and make eye contact with pedestrians.

For more on pedestrian and driver safety, go to NDOT's [Pedestrian Smart](#) website.



ADULT VICTIMS

- At **high** speed, adult is **picked up & thrown over** top of car, land on the ground, & may be run over by another vehicle



FINDINGS ON THE ***VEHICLE***

- Scuff marks or dents on bumper
- Dents on the roof or trunk
- *Look @ undersurface of vehicle for blood, hair, & other tissue/clothing if it is a run over accident*





**Fractured
Windshield**

**Dented
Hood**

**Minimal Bumper
Damage**



FINDINGS ON THE VICTIM

- Severe injuries w/mangling of body
- Complete amputations of limbs
- Stretch marks of neck or groin
- Fractures of the spine
- Bumper injuries
- Whiplash injuries
- At **lower speeds**, the ped will be **picked up, land on hood, slide bckwrds, impact windshield, and slide off**

FINDINGS ON THE VICTIM

- **Less severe injuries:** abr, cont, lac, & fract
- Patterned injuries (*tire tread, bumper*)
- Trace evid (*grease, dirt, paint*)
- In **hit-and-run** photos of tire marks on victim compared to tire of suspected car



Bumper
impact



Primary
impact
injury



Hood and
Windscreen
impact



Secondary
impact
injuries

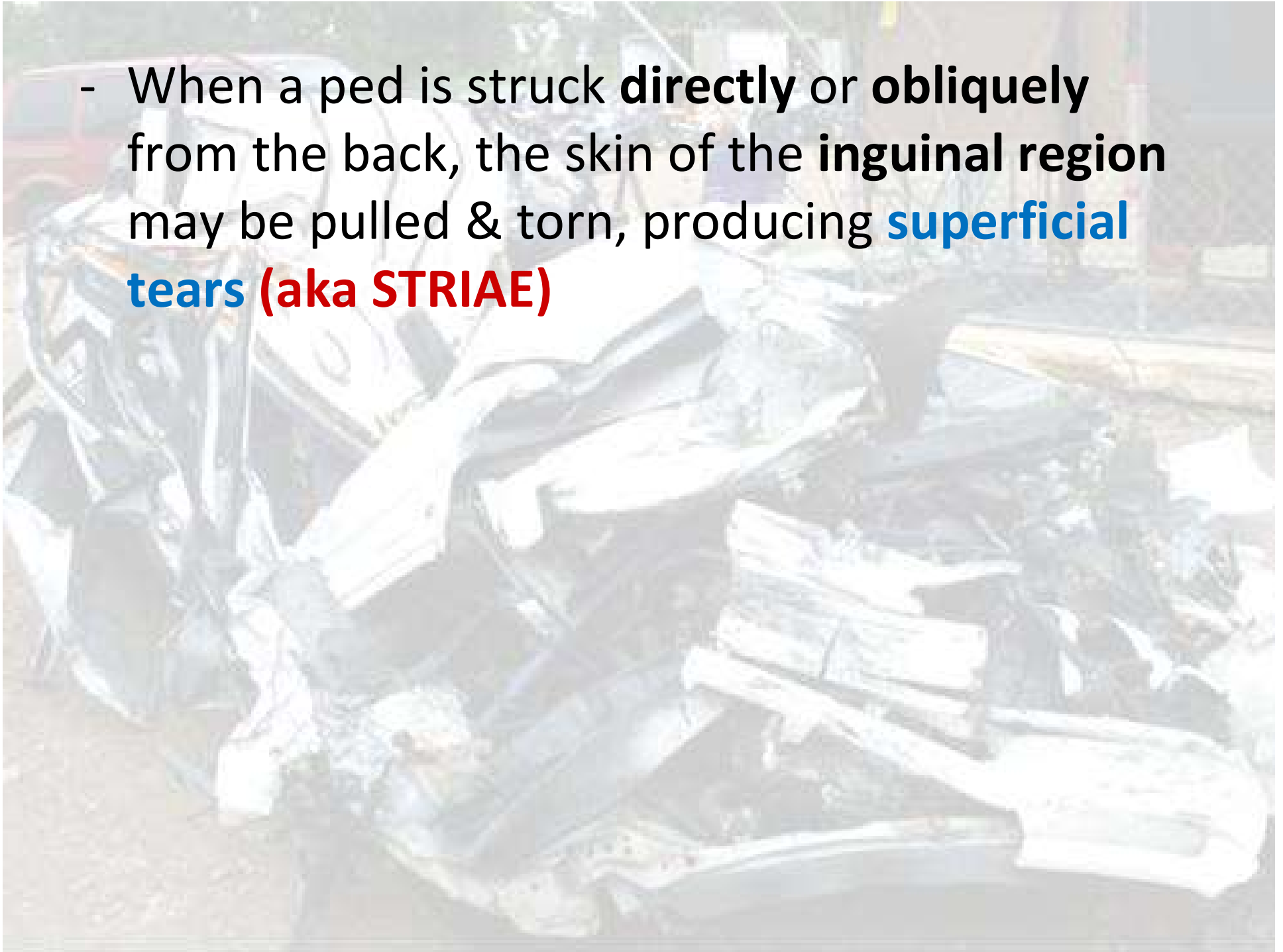


Ground
impact



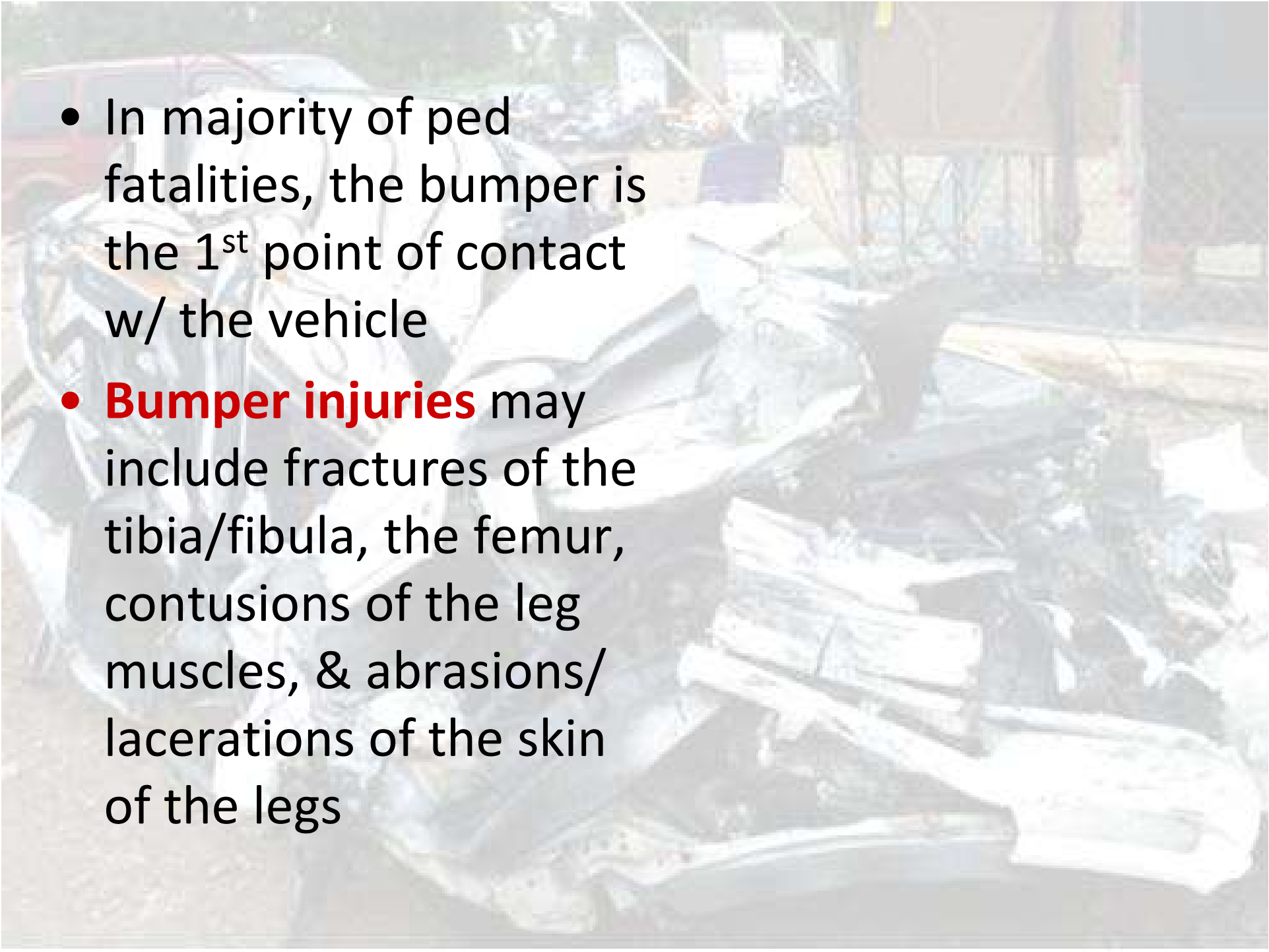
Secondary
injuries

- When a ped is struck **directly** or **obliquely** from the back, the skin of the **inguinal region** may be pulled & torn, producing **superficial tears (aka STRIAE)**



BUMPER INJURY

- Abr, cont, lac, & frac of the lower limbs of the ped vic caused by the impact w/ the bumper
- Severity of injury depends upon speed of car, shape of bumper, & amnt of clothing
- Front end of car often dips when brakes are applied, inflicting bumper injuries as low as the ankles
 - This tells if the driver was braking or not @ time of impact

- 
- A photograph showing a person lying on the ground next to a damaged vehicle, illustrating a pedestrian injury. The scene is outdoors, possibly on a street or parking lot, with debris and a building in the background. The image is faded and serves as a background for the text.
- In majority of ped fatalities, the bumper is the 1st point of contact w/ the vehicle
 - **Bumper injuries** may include fractures of the tibia/fibula, the femur, contusions of the leg muscles, & abrasions/lacerations of the skin of the legs

CHILD VICTIMS

- b/c shorter: impact w/front of vehicle is above center of gravity, therefore the body is **slammed less** than an adult
- Injuries are similar to adult
- Damages to car tend to be less